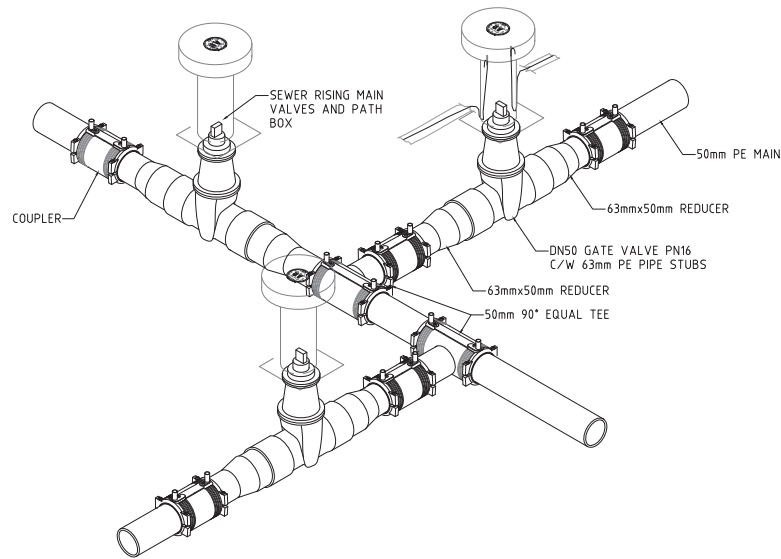
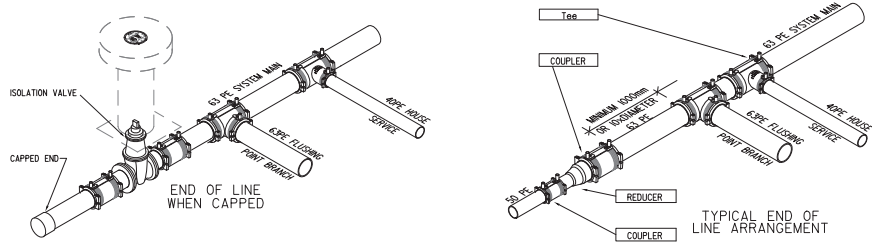


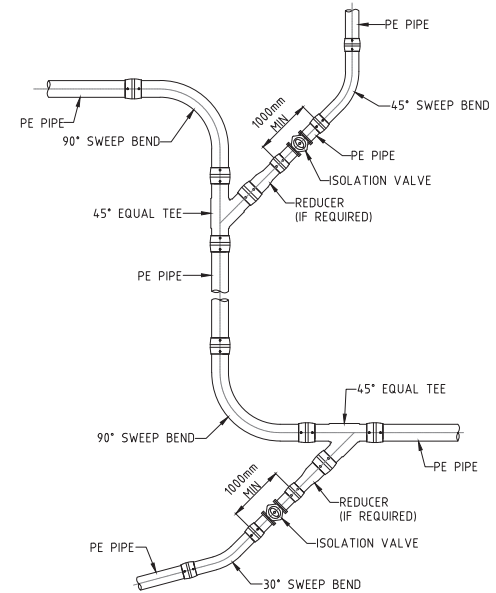
**MINIMUM RADIUS OF SWEEP BENDS
(BUTT WELD TYPE)**

NOTE: ALL BENDS TO COMPLY WITH FOLLOWING RADIUS SPECIFICATION.

OD PIPE SIZE	FITTING BEND RADIUS	SITE FORMED BEND RADIUS (25x PIPE OD)
40mm	160mm	1000mm
50mm	175mm	1250mm
63mm	225mm	1575mm
75mm	305mm	1875mm
90mm	305mm	2250mm
110mm	380mm	2750mm
125mm	380mm	3125mm
140mm	460mm	3500mm
160mm	460mm	4000mm
180mm	518mm	4500mm
200mm	535mm	5000mm



TYPICAL BRANCH ARRANGEMENT: 50mm DIA PIPE



TYPICAL BRANCH ARRANGEMENT: ≥ 63mm DIA PIPE

DESIGNED:	CK	DRAWN:	SR	CHECKED:	RS
1	13/5/15	50mm BRANCH ARRANGEMENT AMENDED	CK	WBG	
0	24/2/15	FOR CONSTRUCTION	CK	WBG	
A	11/2/15	NEW DRAWING	CK	WBG	
REV	DATE	DESCRIPTION	BY	APPROVED	



DRG TITLE:
PRESSURE SEWER SYSTEM
TYPICAL BRANCH
CONNECTION DETAILS

DRG No.	REV
PSS-1018-FS	1

NOT TO SCALE