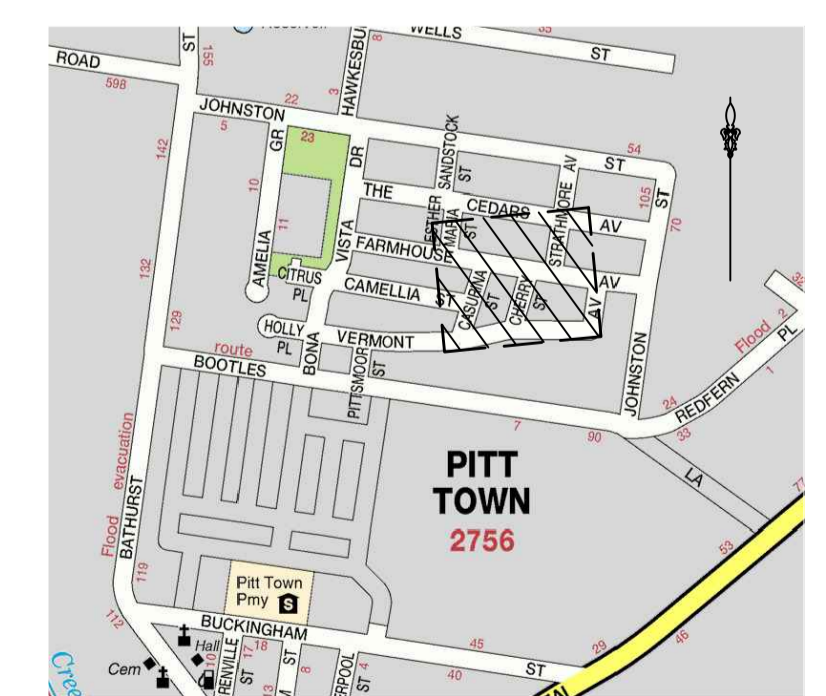


CONSTRUCTION NOTES

- ALL WORKS SHALL BE IN ACCORDANCE WITH, BUT NOT LIMITED TO, PRESSURE SEWERAGE CODE OF AUSTRALIA - WSA 07-2007, POLYETHYLENE PIPELINE CODE WSA 01-2004, PRESSURE SEWER SOLUTIONS Pty Ltd MASTERPLAN DRAWINGS & WATER FACTORY COMPANY (W.F.C.) REQUIREMENTS.
- ALL EQUIPMENT, MATERIALS & ACCESSORIES USED IN THIS CONTRACT SHALL BE NEW, SHALL CONFORM WITH THE APPROPRIATE CURRENT AUSTRALIAN STANDARDS & SHALL COMPLY WITH W.F.C. REQUIREMENTS.
- ALL SERVICES SHOWN ARE INDICATIVE ONLY. A CURRENT SERVICES SEARCH & SITE CHECK OF ALL EXISTING SERVICES WILL BE REQUIRED PRIOR TO COMMENCEMENT OF ANY WORKS. THE CONSTRUCTOR IS TO DETERMINE LEVELS & LOCATIONS EXISTING SERVICES IN THE VICINITY OF THE CONSTRUCTION SITE AND ANY CONSTRUCTED STRUCTURES FOR PROPOSED SERVICES, SUCH AS DUCTING FOR WATER OR ELECTRICITY WITHIN THE SUBDIVISION. THE CONTRACTOR MUST ENSURE ALL SERVICES ARE LOCATED BY THE RELEVANT AUTHORITY PRIOR TO COMMENCEMENT OF WORKS.
- PRESSURE SEWER MAINS SHALL BE BLACK POLYETHYLENE (PE100 PN16) WITH A CREAM STRIPE AS PER WSA 02-2007.
- ALL POLYETHYLENE MAINS SHALL BE JOINED ELECTROFUSION TECHNIQUES IN ACCORDANCE WITH THE MANUFACTURERS REQUIREMENTS.
- MAIN TO BE LAID GENERALLY 2.8m P.L. EXCEPT WHERE OTHERWISE SHOWN. MINIMUM PIPE COVER SHALL BE 800mm IN FOOTPATHS & 1200mm FOR ROAD CROSSINGS. MAXIMUM PIPE COVER SHALL BE 1500mm UNLESS SPECIFIED ON THE DESIGN PLANS OR APPROVAL IS OBTAINED FROM THE W.F.C. REPRESENTATIVE.
- MAINS CROSSING UNDER DRIVEWAYS (SEALED, PAVED OR DECORATIVE) SHALL BE CONDUCTED BY UNDER BORING ONLY.
- MAINS WITHIN 2m OF ELECTRICITY OR POWER POLES SHALL BE CONDUCTED BY BORING TECHNOLOGY (UNLESS AGREED TO BY W.F.C. REPRESENTATIVE).
- ALL MAINS LAID IN (TRAFFICABLE) CARRIAGEWAYS SHALL BACKFILLED WITH 20:1 STABILISED SAND CEMENT TO SUBGRADE LEVEL.
- ALL BENDS SHALL BE ELECTROFUSION SWEEP BENDS. FABRICATED BENDS SHALL NOT BE USED IN LIEU.
- ALL HOUSE SERVICE LATERALS SHALL BE DN40 (PE100 PN16).
- FLUSHING PITS SHALL CONFORM WITH THE FOLLOWING:
TYPE 1: FLUSHING PIT SHALL BE POLYPROPYLENE WITH LIGHT DUTY COVER, 50mm 316 S/S PIPE WITH BALL VALVE USED FOR DN125 & SMALLER.
- DETECTABLE MARKING TAPE SHALL BE LAID ON TOP OF THE PIPE EMBEDMENT MATERIAL BEFORE BACKFILLING.
- DURING CONSTRUCTION, ALL OPEN ENDS OF PIPE SHALL BE CAPPED OFF TO PREVENT ENTRY OF FOREIGN MATTER.
- ALL VALVES SHALL BE RESILIENT SEATED SLUICE VALVES (CLOCKWISE CLOSING) & SHALL BE RESTRAINED IN ACCORDANCE WITH WAT-1207.
- ALL MAINS MUST BE TESTED (AS DIRECTED BY THE W.F.C. REPRESENTATIVE) TO MEET CERTIFYING AUTHORITY STANDARDS.
- THE CONSTRUCTOR SHALL PROVIDE W.F.C. WITH MINIMUM OF 7 DAYS NOTICE OF INTENT TO CONNECT NEW MAINS TO EXISTING INFRASTRUCTURE.
- Ø DENOTES DN40 LATERAL TO BE INSTALLED ON EXISTING MAIN.
- DN40 HEAVY DUTY ELECTRICAL CONDUITS (WITH DRAW WIRE) SHALL BE INSTALLED FROM THE COLLECTION TANK TO THE RECYCLED WATER METER. THE CONDUIT SHALL BE LAID IN A COMMON TRENCH WITH THE SEWERAGE AND MAINTAIN A MINIMUM HORIZONTAL CLEARANCE OF 400mm. THE CONDUIT RUN SHALL TURN TO THE SURFACE AT TWO (2) LOCATIONS: 1. WITHIN 25m OF THE COLLECTION TANK & 2. WITHIN 40m OF THE RECYCLED WATER METER.
- UPON COMPLETION OF WORKS, ALL SURFACES MUST BE RESTORED AS CLOSE AS POSSIBLE TO THE CONDITION THAT EXISTED PRIOR TO COMMENCEMENT OF WORK.
- BURIED FITTINGS ARE NOT TO BE BACKFILLED UNTIL W.A.C. DETAILS HAVE BEEN OBTAINED & APPROVAL FOR BACKFILLING GIVEN BY THE W.F.C. REPRESENTATIVE.
- THE MINIMUM NUMBER OF COMPACTION TESTS REQUIRED TO SATISFY THE PRESSURE SEWER CODE OF AUSTRALIA (CLAUSE 21.3.4) ARE:
TRAFFICABLE:
PIPE EMBEDMENT ZONE: NIL TRENCH FILL ZONE: NIL ** REFER NOTE 9 **
NON-TRAFFICABLE:
PIPE EMBEDMENT ZONE: 5 TESTS TRENCH FILL ZONE: 5 TESTS
- BOUNDARY KITS SHALL BE 316 STAINLESS STEEL BALL VALVE & SWING CHECK VALVE (CLASS 16), COMPLETE WITH OPEN BASE ACCESS BOX WITH LID. MONO 900L TANK (PSS-EC0180) SHALL BE INSTALLED WITH BOUNDARY KIT (REFER GENERAL ARRANGEMENT). PUMP TO BE INSTALLED BY OTHERS.
- ALL MAINS SHALL BE FLUSHED WITH WATER TO REMOVE ANY DEBRIS PRIOR TO COMMISSIONING.
- SURFACE IDENTIFICATION MARKERS ARE TO BE PROVIDED TO W.F.C. REQUIREMENTS.
- ROPE OFF ALL PRESSURE SEWER UNITS & FLUSHING POINTS TO LIMIT DAMAGE DURING CONSTRUCTION.

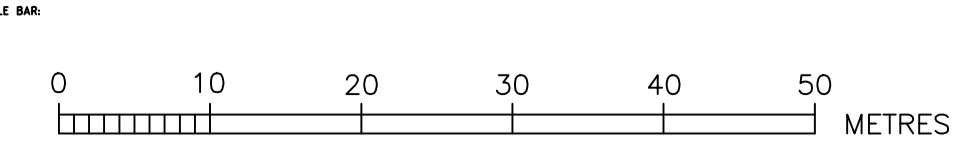
PIPE SCHEDULE

SIZE	TYPE	CLASS	LENGTH
DN63	PE100	PN16	150
DN50	PE100	PN16	240
DN40	PE100	PN16	265



LOCALITY DIAGRAM (NOT TO SCALE)

SERVICE	DATE	REF.

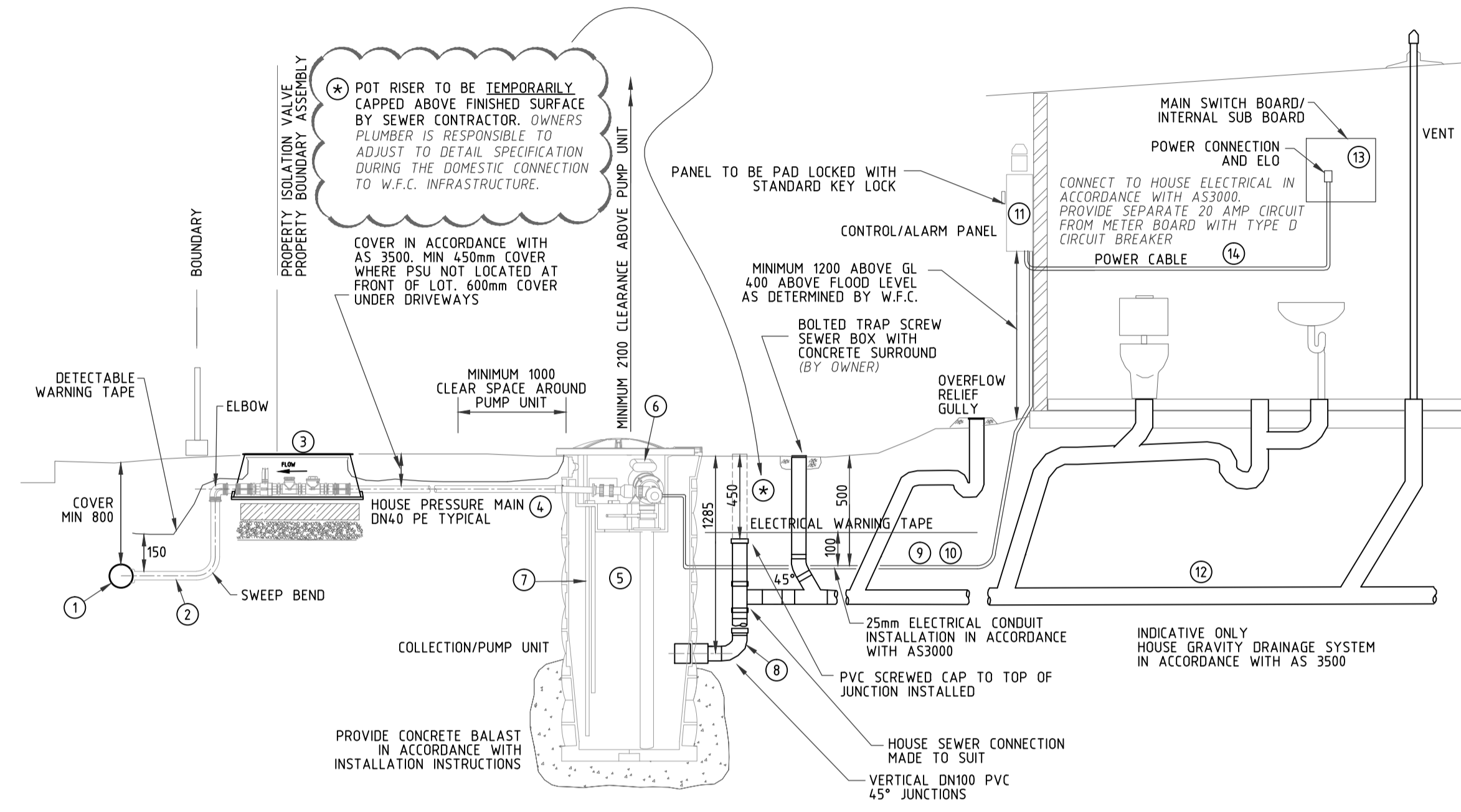


ROSE ATKINS RIMMER (Infrastructure) Pty. Ltd.
RAR WATER RELATED INFRASTRUCTURE DESIGN AND MANAGEMENT
 142 SUNNYHOLT ROAD, BLACKTOWN
 P.O. BOX 6745, BLACKTOWN N.S.W. 2148
 PH: (02) 9853 0200 FAX: (02) 9671 7399

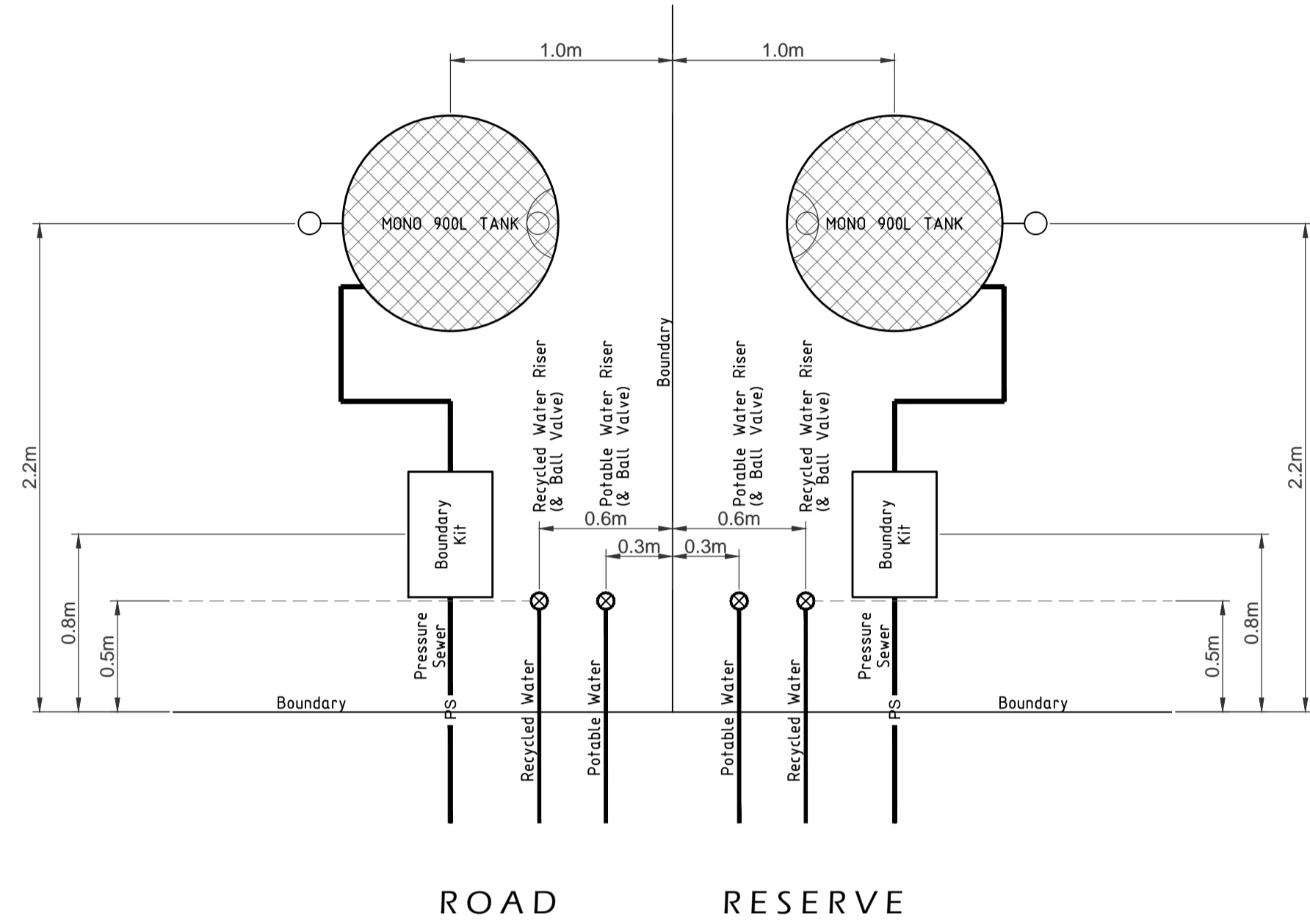


PLAN OF PROPOSED LOW PRESSURE SEWER INFRASTRUCTURE
 BONA VISTA SUBDIVISION - STAGE 4C
 FARMHOUSE AVENUE & OTHERS, PITT TOWN
 L.G.A. HAWKESBURY

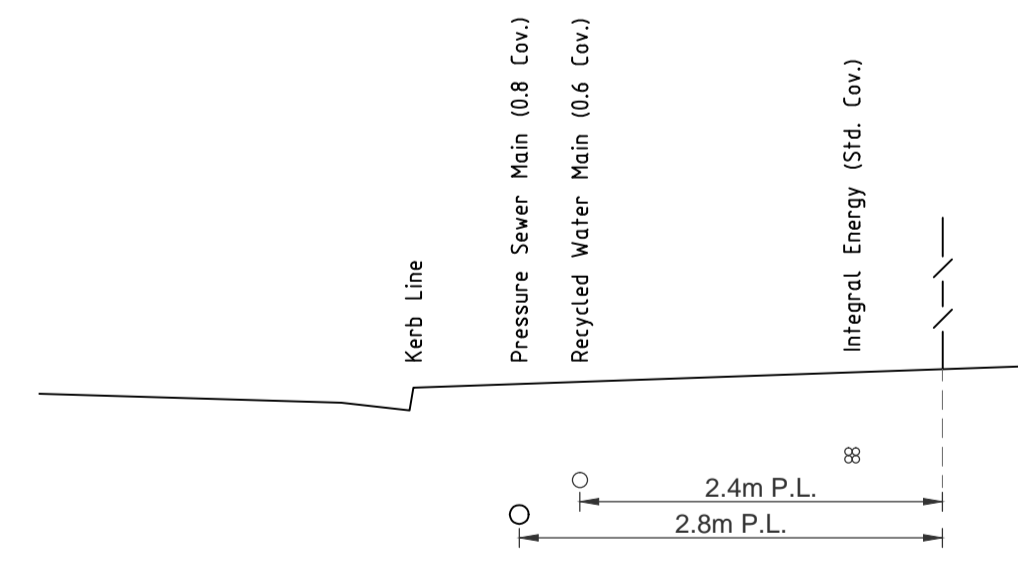
PITT TOWN WATER REF: STAGE Pt.5P				SHEET 1 OF 3		VERSION
DRAWN	SCALE	DRAWN	U.S.D. REFERENCE	SHEET NO.		01
D.SHEATHER	1:500	-	67 K11	10/20978/BV4c		
VERIFIED	REVIEWED	APPROVED	DATE			
R.CHIVAS	S.RIMMER		11/1/2013			



PUMP UNIT INSTALLATION - CROSS SECTION



WATER SERVICE CONFIGURATION (TYPICAL)
(NOT TO SCALE)



TYPICAL ALLOCATION DIAGRAM
(NOT TO SCALE)

ROSE ATKINS RIMMER (Infrastructure) Pty. Ltd. WATER RELATED INFRASTRUCTURE DESIGN AND MANAGEMENT 142 SUNNYHOLT ROAD, BLACKTOWN P.O. BOX 6745, BLACKTOWN N.S.W. 2148 PH: (02) 9853 0200 FAX: (02) 9671 7399		PITT TOWN WATER REF: STAGE Pt.5P SHEET 2 OF 3		01
DRAWN: D.SHEATHER CHECKED: R.CHIVAS	SCALE: 1:500 REVIEWED: S.RIMMER	DATE: - APPROVED:	U.S.D. REFERENCE: 67 K11 DATE: 11/1/2013	JOB No. 10/20978/BV4c

